



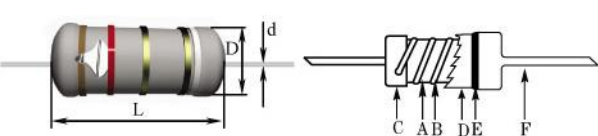
熔断类  
FUSE RESISTORS

熔断类  
FUSE RESISTORS

●特点 Features:

- 1、耐热性好、温度系数小、噪声低、负荷功率大、不燃性。 Good heat-durability, low temperature coefficient, low noise, high load power; nonflammability.
- 2、施加过负荷电压时，在规定的时间内熔断，对电路起保护作用。 Can be Fusible during the stated time for protecting the circuit once wording at the required overload voltage.
- 3、使用环境温度 Operating ambient temperature: -55℃~+275℃.
- 4、表面涂灰白色不燃性面漆，精度色环后增加白色环表示。 The surface is gray white nonflammable coating and indicate a white ring at the behind of the precision color ring.
- 5、阻值误差 Resistance tolerance: ±2%、±5%、±10%.

●产品结构图 Structural Drawing:



- A、高热传导瓷芯 High heat exchanged Ceramic core.
- B、镍铬或康铜合金丝 Nickel Chrome or nickel and copper alloy.
- C、铁帽 Iron Cap.
- D、硅树脂涂料 Silicon resin coating.
- E、色环 Color Ring.

●规格尺寸及耐压性能 Dimensions and Voltage Performance:

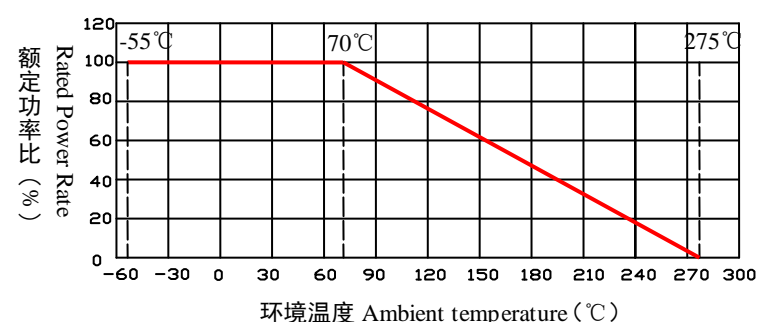
料号 Part No.	功率 Power	阻值范围 Resistance range	尺寸 Dimensions			最大使用电压 Max. working voltage	最大负荷电压 Max. overload voltage	最高绝缘电压 Max. insulation voltage
			L±1	D±0.5	d±0.05			
FKN012	1/2W	0R1~10R	9.0	3.2	0.58	150V	400V	250V
FKN01B	1W	0R1~10R	9.0	3.2	0.75	150V	400V	250V
FKN02B	2W	0R1~15R	11.0	4.5	0.75	150V	400V	350V
FKN03B	3W	0R1~22R	15.0	5.0	0.75	350V	600V	500V
FKN04B	4W	0R1~27R	17.0	6.0	0.75	350V	600V	500V
FKN05B	5W	0R1~27R	17.0	6.0	0.75	350V	600V	500V
FKN06B	6W	0R1~33R	25.0	8.0	0.75	500V	600V	750V
FKN07B	7W	0R1~47R	31.0	8.0	0.75	500V	600V	750V
FKN08B	8W	0R1~56R	41.0	8.0	0.75	500V	600V	750V
FKN10B	10W	0R1~56R	52.0	8.0	0.75	750V	800V	1000V

●熔断特性 Fusing Characteristics:

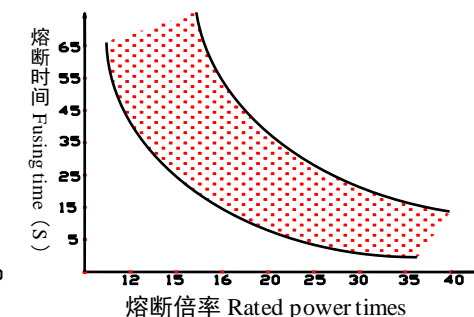
熔断规格 Fusing Spec.	熔断倍率 Multiple Rated power	标称阻值范围 Rated resistance range		
		<2R	2~10R	>10R
熔断时间 (秒) Fusing time (s)				
G	12		60	30
B	16	60	30	15
C	25	30	15	7.5
J	25			

备注 Note: 其它熔断特性也可以根据客户的要求协商制作。 We can according to customer's requirement to customize the other fusing characteristics resistors.

●额定功率递减图 Rated Power Derating Curve:



●熔断曲线图 Fusing Curve:



●性能测试 Performance Test:

测试项目 Test Item	测试条件 Test Condition	性能 Performance
温度系数 Temperature coefficient	在常温及常温+100℃时分别测量电阻并计算每度的阻值变化率。 Test the resistance value at normal temperature and normal temperature added 100℃, calculate per℃ resistance value change rate.	±300ppm/℃
短时间过负荷 Short time overload	1/2~4W 施加 5 倍额定功率的电压 (√5PR), 5~10W 施加 10 倍额定功率的电压 (√10PR) 或最高负荷电压 (取较小者) 5 秒。 1/2~4W: According 5 times rated power to account the voltage (√5PR), 5~10W: According 10 times rated power to account the voltage (√10PR) or Max. overload voltage (get the lower) for 5 seconds.	ΔR≤± (2%R <sub>0</sub> +0.05Ω)
断续过负荷 Pulse overload	4 倍额定电压或最高断续负荷电压 (取较小者) 测试 1 秒, 停止 25 秒, 循环 10000±200 次。 At 4 × rated voltage or Max. pulse overload voltage (get the lower) cycle 10000±200 times (1 second on, 25 seconds off).	ΔR≤± (1%R <sub>0</sub> +0.05Ω)
耐焊接热 Resistance to soldering heat	在 350±10℃ 锡炉中浸入 2~3 秒。 Immerse into 350±10℃ tin stove for 2~3 seconds.	ΔR≤± (1%R <sub>0</sub> +0.05Ω)
可焊性 Solderability	在 260±5℃ 锡炉中浸入 2~3 秒。 Immerse into 260±5℃ tin stove for 2~3 seconds.	焊锡面积覆盖 95% 以上 The area of soldering is over 95%
温度循环 Temperature cycling	在 -55℃ 时放置 30 分钟, 然后在 +25℃ 时放置 10~15 分钟, 然后再在 +125℃ 时放置 30 分钟, 然后在 +25℃ 时放置 10~15 分钟, 共循环 5 次。 At -55℃ for 30 min, then at +25℃ for 10~15 min, then at +125℃ for 30 min, then at +25℃ for 10~15 min, total 5 cycles.	ΔR≤± (1%R <sub>0</sub> +0.05Ω)
耐湿负荷寿命 Load life in humidity	在温度为 40±2℃, 相对湿度为 90~95% 的恒温恒湿箱中, 施加额定电压或最大工作电压 (取较小者) 共 1000 小时 (通 1.5 小时, 断 0.5 小时)。 Overload rated voltage or Max. working voltage (get the lower) for 1000 hours (1.5 hours on and half-hour off) at the 40±2℃ and 90~95% relative humidity.	ΔR≤± (5%R <sub>0</sub> +0.05Ω)
耐高温负荷寿命 Load life in heat	在 70±2℃ 恒温恒湿箱中施加额定电压或最大工作电压 (取较小者) 1000 小时 (通 1.5 小时, 断 0.5 小时)。 Overload rated voltage or Max. working voltage (get the lower) for 1000 hours (1.5 hours on and half-hour off) at the 70±2℃.	ΔR≤± (5%R <sub>0</sub> +0.05Ω)
难燃性 Nonflammability	分别按 5、10、16 倍额定功率加交流负荷 5 分钟。 Respectively load AC voltage by 5、10、16 times rated power for 5 minutes.	不可以有明显火焰。 No visible flame.

●料号规则 Part No. Regulation:

FKN	01B	J	C	T520	10R00
产品名称 Product Name	功率 Power	精度 Tol.	熔断规格 Fusing Spec.	成型 Forming	阻值 Ohm
绕线熔断固定电阻器 Wirewound Fuse Resistors	012=1/2W 01B=1W 02B=2W 10B=10W	G=±2% J=±5% K=±10%	G C B J	T520=T52 T710=T71 M001=M F001=F B001=B	0R220=0.22Ω 10R00=10Ω 100R0=100Ω 1K000=1KΩ